

Mandatory Service Bulletin

SB-MD01-004

Revision 1

1 Technical Details

1.A Category

Mandatory

1.B Subject

Inspection of Airbrake Blade 3 (bottom blade)

1.C Affected

Type: JS-MD Single
Model: JS-MD 1C
Serial Number Affected: all

1.D Reason

During rapid deployment of the airbrakes in flight, the edge of the bottom airbrake blade may cross the edge of the airbrake cap recess if the blade extends too far. This may prevent the airbrake to retract.

1.E Time of Compliance

Inspection before next flight.

If a non-conformance is identified, rectification is required before next flight.

1.F Reference

/1/ MD01-WOI-27-001 Work Instruction for limiting Airbrake deflection

1.G Mass and CG

Not affected

1.H Actions

- Visual inspection and measurement of the Air Brakes fully open
- If non-conformance, modification of Air Brake Blade 3 to prevent slipping over the edge of the Airbrake cap recess acc. to Work Instruction, see Ref. /1/

1.I Interchangeability and Mixability of Parts

Not applicable

1.J Approval

The technical content of this document is approved under the authority of DOA ref. EASA.21J.603.

1.K Appendices

Appendix 1 Inspection of Airbrake deflection and airbrake cap recess

2 Planning Information

2.A Material

None.

2.B Special Tools

- Caliper or other suitable measuring equipment

3 Remarks

3.A Remarks

None

4 Approval Signatures

Remark: With the signature the **HOA** confirms that the technical content of the Service Bulletin has been checked and the change described is approved.

(Head of Office of Airworthiness)	Approved by HOA on: 10.03.2021 under approval No.: MCA-2020-011-R01
Initial Issue	

Appendix 1 - Inspection of Airbrake deflection and airbrake cap recess

Appendix 1 provides the instructions and inspection points to be performed on affected aircraft.

Inspection procedure:

1. Extend the air brakes fully against the mechanical stop (inside the airbrake box).

Note: The airbrake must be pushed by hand against the stop and held in this position for the measurements.

2. Measure the overlap distance between the bottom of Airbrake Blade 3 and the top of the airbrake cap recess in the middle of the blade between the two airbrake lifters. The recess between airbrake blade 3 and airbrake cap recess should not be less than 3mm. If tabs are already fitted, measure the overlap distance between the bottom of Airbrake Blade 3 tabs and the top of the airbrake cap recess. The recess between airbrake blade 3 tabs and airbrake cap recess should not be less than 3mm.

- 2.1. If recess exceeds or equals 3mm, no corrective maintenance needs to be performed on aircraft. If measure is below 3mm, continue with step 3.

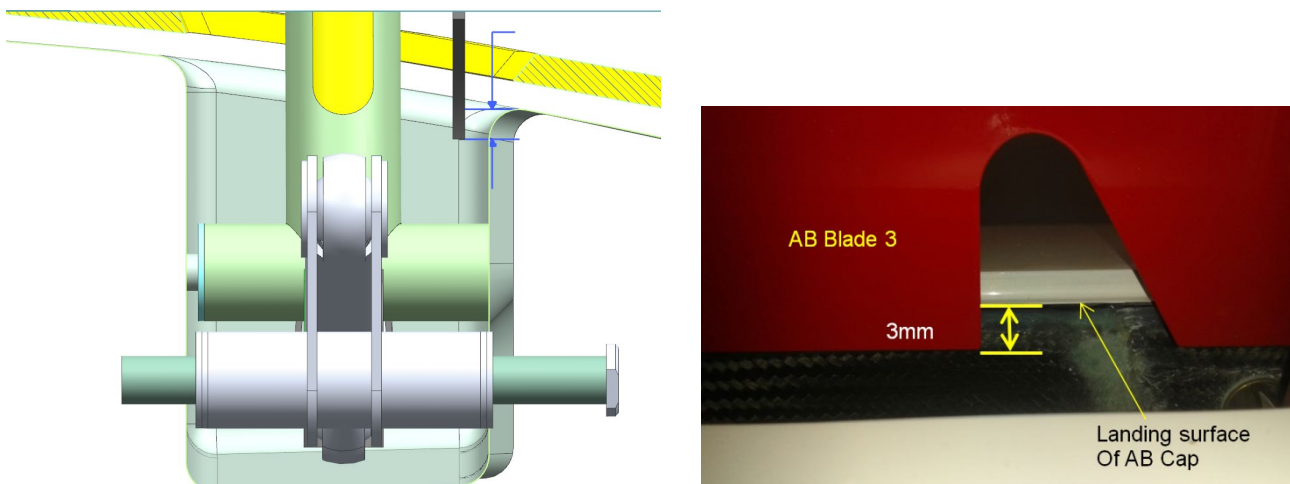


Figure 1: Measuring of air brake cap recess without tabs

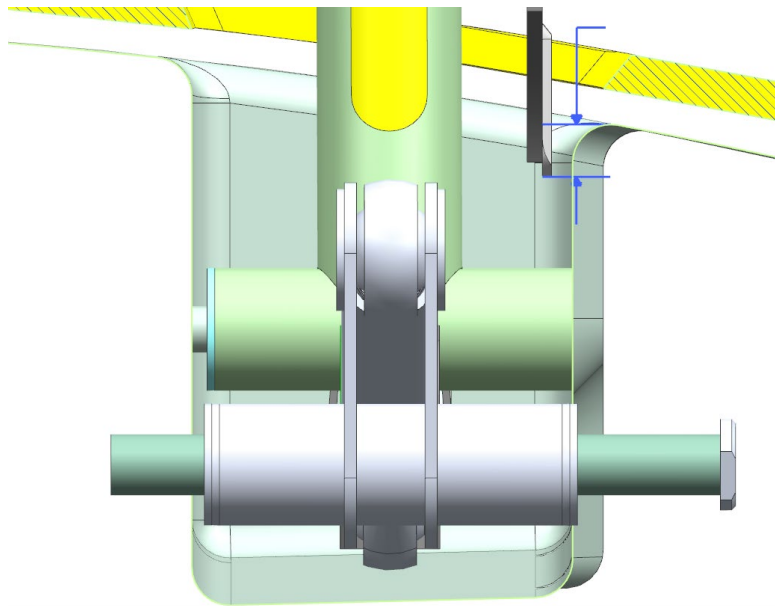


Figure 2: Measuring of air brake cap recess with tabs

3. Measure distance between top of Airbrake Cap Recess and top of Airbrake Cap.

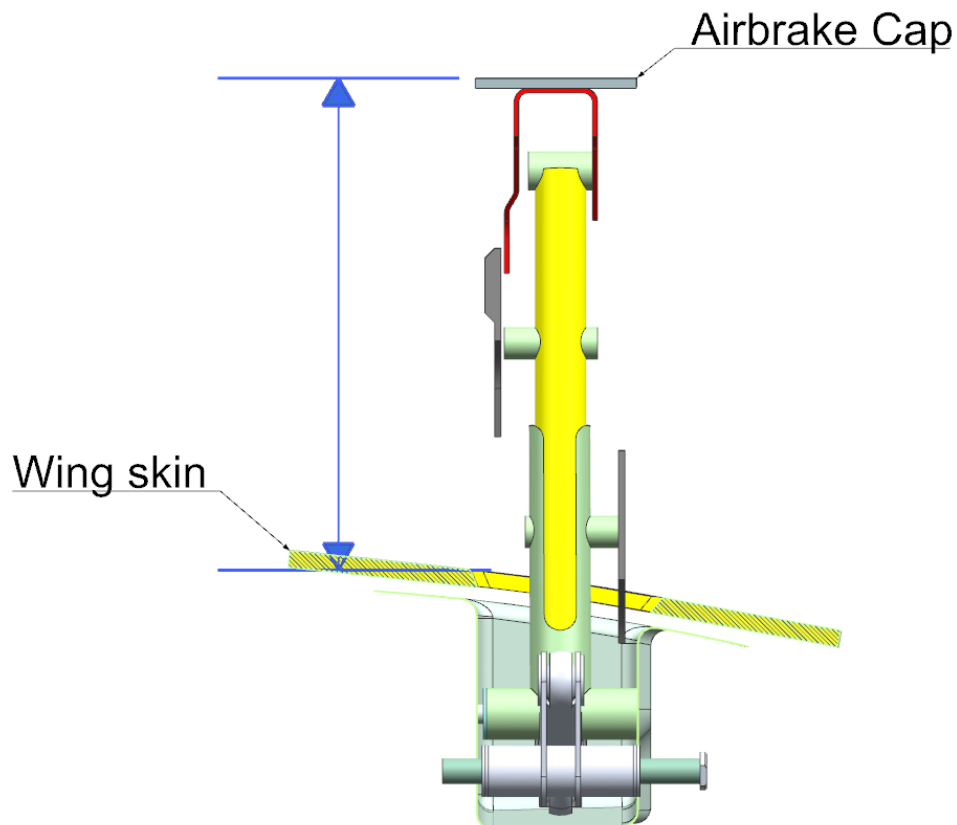


Figure 3: Airbrake fully extended measuring points

- 3.1. If deflection exceeds 155mm, proceed to Rectification Part A acc. to Ref /1/.
- 3.2. If deflection is equal to or below 155mm, proceed to Rectification Part B acc. to Ref /1/.